

# 167 4609 connection lead -Parrot SC 050

Car model : Ford models (2004>) with fakra connection on OEM radio / navigation

Appliance kit : **Integration of Parrot MKi9000, MKi9100, MKi9200 car-kit**  
 Including hands-Free audio connection over CAR-kit gate way.  
 The radio AUX input needs to be selected for MKi audio source.




## SCHEMATICS

**1**  
Step



**4**  
Step

Connect to car cable



**2**  
Step

Connect to Radio

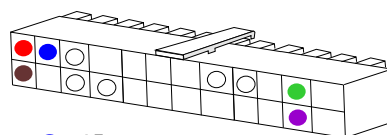


(Example: Parrot MKi9200)

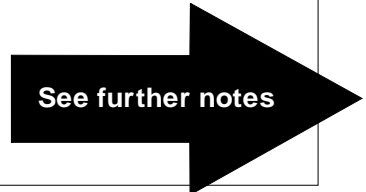
**3**  
Step

Connect to car-kit

Parrot MKi9000, MKi9100 or MKi9200



- +15
- +30
- Tel -
- GND
- Tel +



## System test



**ENG** activating Mute on Streaming

Goto menu Settings > Audio > Mute on Streaming > activate

**DE** aktivierung des Mute on Streaming

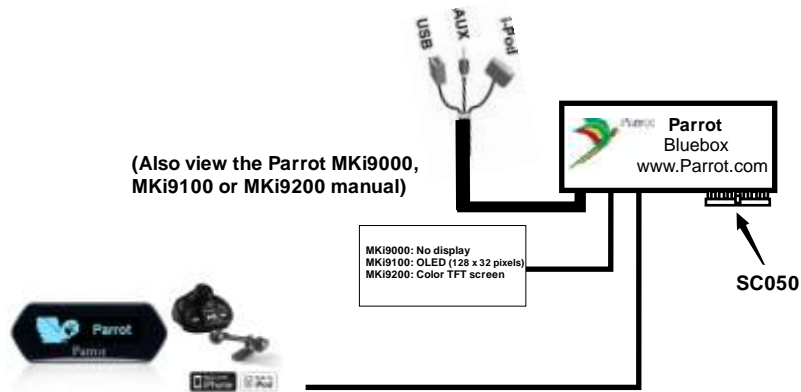
wählen Sie Einstellungen > Audio > Mute on Streaming > aktiviert

**IT** attivare il Mute on Streaming

Preferenze > Audio > Mute on Streaming > attivata

**NL** activeren van de Mute on Streaming functie

ga naar menu instellingen > Audio > Mute on Streaming > activeren



## Bluetooth connection

Step 1



Activate key-contact  
+ 15

Step 2



(Example: Parrot MKi9200)

Pairing handy-  
with the car-kit



\*\*see Parrot manual

Step 3

activate a call



Step 4

Adjust Volume 1  
to +/- 75%



Step 5

Adjust Volume 2



## USB - iPod - Line ?

