



# 167 4611 Parrot connection lead SC 055

Car model : Ford Fiësta 2009 -

Appliance kit : Integration of Parrot Mki 9x00 Car Kit series with audio over AUX input



Audio amplifier noise filter

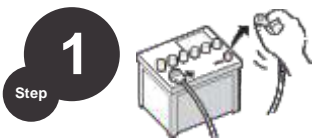


Mki 9000

Mki9100

Mki 9200

## SCHEMATICS



1

Step


2 To Car radio connection

Step



3 To radio connection

Step



Rear view:



Parrot Audio, USB - i-Pod - Aux

AUX



4

Step

To Parrot electronics box





**ENG Desactivating Mute on Streaming**

Goto menu **Settings > Audio > Mute on Streaming > deactivate**

**DE Desaktivierung des Mute on Streaming**

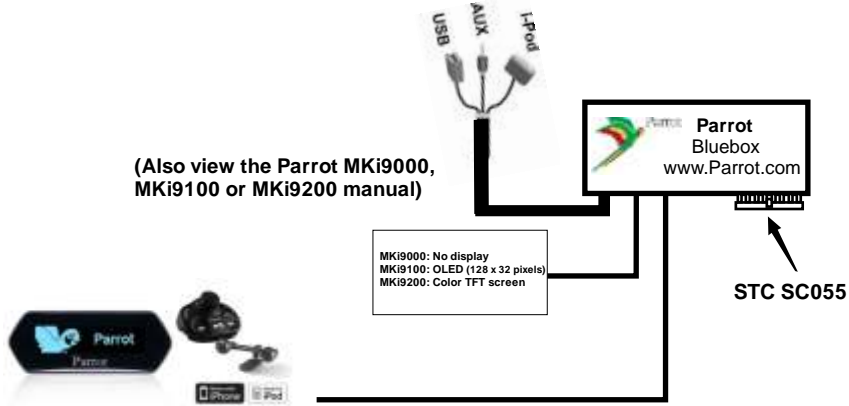
wählen Sie **Einstellungen > Audio > Mute on Streaming > deaktiviert**

**IT Deattivare il Mute on Streaming**

**Preferenze > Audio > Mute on Streaming > deattivata**

**NL Deactiveren van de Mute on Streaming functie**

ga naar menu **instellingen > Audio > Mute on Streaming > deactiveren**



**1**  
Step  
Activate key-contact  
+ 15



**2**  
Step  
Pairing handy..  
with the car-kit



\*\*see Parrot manual



**3**  
Step  
activate a call



**4**  
Step  
Adjust Volume to +/- 75%

## USB - iPod - Line in

Adjust Volume to +/- 60%

